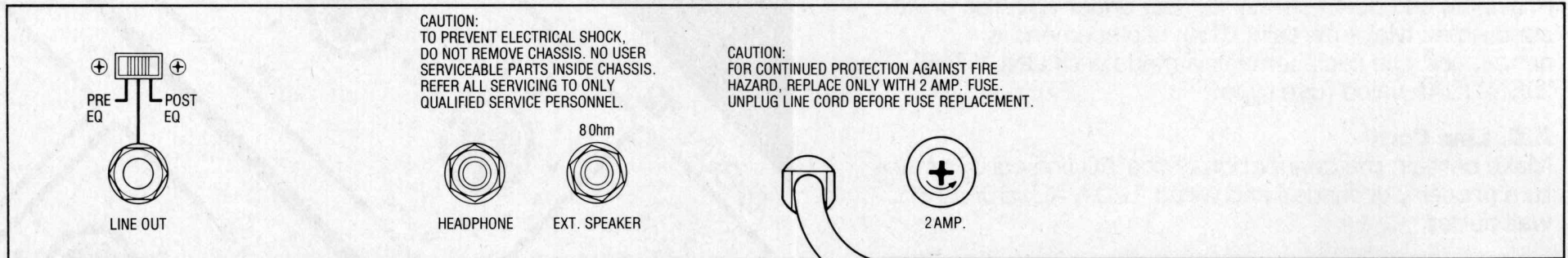
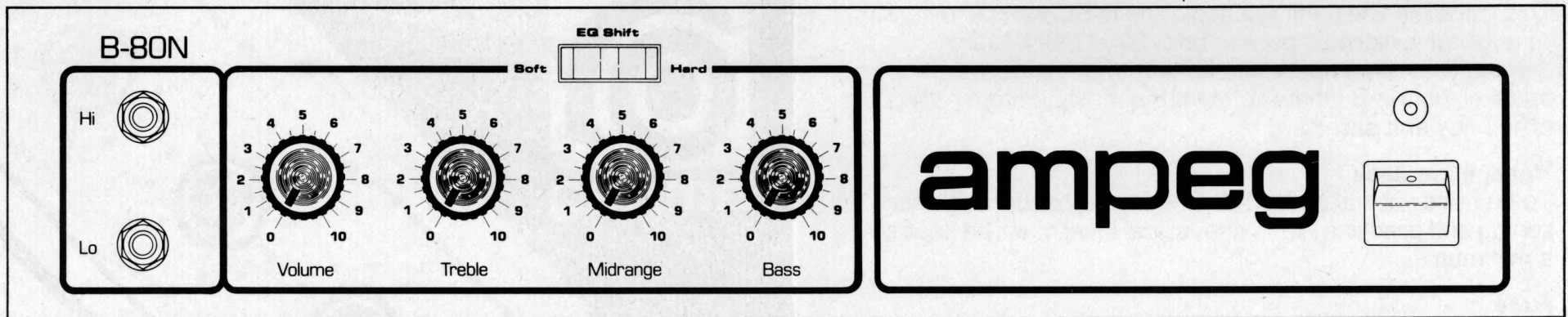


Top Panel Controls



Inputs

High

For use when maximum gain of the amplifier is desired. Also will provide maximum gain for use with lower output instruments.

Low

Use with excessively high output instruments (synthesizers, organs, etc.). This input can also be utilized to produce a low distortion, lower level playing response.

Bass

Controls the low frequency portion of your instruments reproduction range.

Midrange

Provides control of the middle portion of your reproduction range.

Treble

Provides control of the high frequency response of the instrument.

Top Panel Switches

Power

Provided is an On/Off switch coupled to a LED type indicator to monitor on/off state of operation.

EQ Switch

Alters the "curve" or interaction of the tone controls over the range of the instrument. The "Soft" position offers a warmer effect over the instruments playing range. The "Hard" position will develop a more penetrating type of sound from your instrument.

Line Out — Pre/Post Switching

A highly unique Ampeg Circuit has been provided on your Line Out Function of the B-80N unit. The purpose of the selection Pre/Post EQ is to offer the user a choice between monitoring the signal BEFORE the tone controls or AFTER the tone controls. This will greatly effect the overall effect when using the Line Out function for Recording, Mixing to PA, etc.

External Speaker Jack

This will allow the user to couple the B-80N amplifier unit to another external speaker unit. CAUTION: Make certain that the Impedance Rating of the external speaker unit is 8 Ohms to maintain maximum operating efficiency and safety.

Headphone Jack

To be used with standard (8 Ohm) type headphones for tuning and practice when acoustical level must be kept to a minimum.

Fuse

Providing additional safety for use under adverse power conditions. Make certain, when replacement is necessary, the replacement is made with ONLY THE IDENTICAL value fuse type.

A.C. Line Cord


Make certain the connection of the AC line cord is made to a properly grounded and wired 120 VAC, 50/60 Hz. wall outlet.

Operating Cautions

- Do not allow amplifier to be exposed to high dust or moisture conditions.
- Do not attempt to open/service this unit. Refer service to only Authorized Service personnel.
- Make certain unit power is turned off when not in use. For long non-use storage, disconnect your AC line cord from wall outlet.
- Do not submit amplifier to excessive shock, or abuse.
- Read this instruction manual fully to better understand the proper operating conditions of this amplifier unit.



A Division of
Music Technology, Inc.
105 Fifth Avenue, Garden City Park
New York 11040



Operating Manual